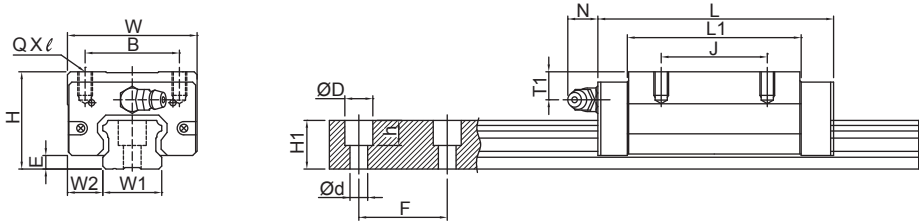


2-2 TRH / TRS / TRC International Standard Linear Guide

TRH-V Series Specifications

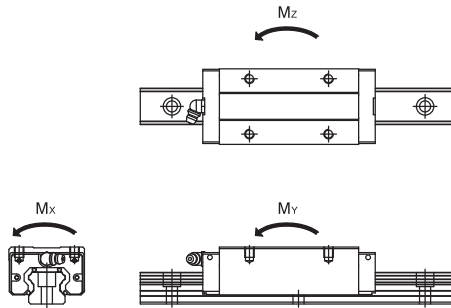


A

Linear Guide

Model No.	Assembly (mm)			Block Dimension (mm)							Rail (mm)							
	H	W2	E	W	B	J	L	L1	QXℓ	T1	Oil Hole	N	W1	H1	ØD	h	Ød	F
TRH15VN	28	9.5	3.2	34	26	26	56.9	39.5	M4X8	9.5	M4X0.7	7	15	13	7.5	6	4.5	60
TRH15VL							65.4	48										
TRH20VN	30	12	4.6	44	32	36	75.6	54	M5X7	6.5	M6X1	14	20	16.5	9.5	8.5	6	60
TRH20VE						50	99.6	78										
TRH25VN	40	12.5	5.8	48	35	35	81	59	M6X8	11.5	M6X1	14	23	20	11	9	7	60
TRH25VE						50	110	88										
TRH30VN	45	16	7	60	40	40	96.3	69.3	M8X10	11	M6X1	14	28	23	14	12	9	80
TRH30VE						60	132	105										
TRH35VN	55	18	7.5	70	50	50	109	79	M8X10	15	M6X1	14	34	26	14	12	9	80
TRH35VE						72	153	123										
TRH45VL	70	20.5	8.9	85.5	60	60	140	106	M10X15	20.5	PT1/8	12.5	45	32	20	17	14	105
TRH45VE						80	174	140										
TRH55VL	80	23.5	13	100	75	75	162	118	M12X18	21	PT1/8	12.5	53	44	23	20	16	120
TRH55VE						95	200.1	156.1										
TRH65VL	90	31.5	14	126	76	70	197	147	M16X20	19	PT1/8	12.5	63	53	26	22	18	150
TRH65VE						120	256.5	206.5										

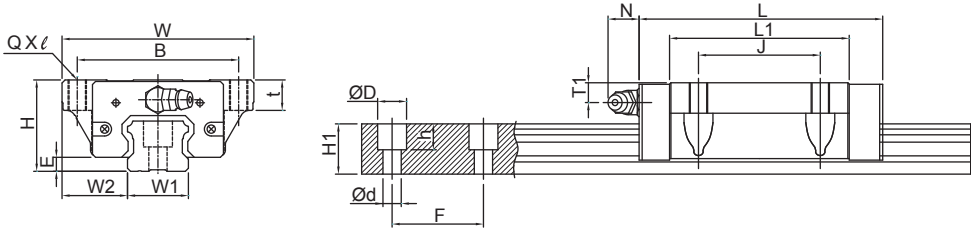
※The above specifications provided are dedicated to XN, UN, please check table 2.2.17 for detail, if other accessories is required, please refer to page A87.



Model No.	Load Rating (kgf)		Static Permissible Moment					Weight	
			Mx (kgf-mm)		My (kgf-mm)		Mz (kgf-mm)		Block (kg)
	C	Co	Single Block	Single Block	Double Block	Single Block	Double Block		
TRH15VN	1206	2206	16,436	14,884	70,960	14,884	70,960	0.15	1.32
TRH15VL	1343	2574	19,175	20,429	95,224	20,429	95,224	0.22	
TRH20VN	2050	3696	37,334	33,268	157,298	33,268	157,298	0.31	2.28
TRH20VE	2553	5058	51,089	63,229	284,163	63,229	284,163	0.44	
TRH25VN	2581	4503	52,239	43,407	207,324	43,407	207,324	0.52	3.17
TRH25VE	3248	6255	72,554	85,112	391,311	85,112	391,311	0.77	
TRH30VN	3807	6483	90,722	74,970	355,321	74,970	355,321	0.85	4.54
TRH30VE	4791	9004	126,003	147,000	677,068	147,000	677,068	1.3	
TRH35VN	5090	8346	142,722	106,070	519,799	106,070	519,799	1.47	6.27
TRH35VE	6667	12274	209,885	233,977	1,070,533	233,977	1,070,533	2.26	
TRH45VL	7572	12808	292,657	220,751	1,030,183	220,751	1,030,183	3.00	10.4
TRH45VE	8852	16010	365,821	348,554	1,598,703	348,554	1,598,703	3.90	
TRH55VL	14703	21613	571,342	411,729	2,019,184	411,729	2,019,184	4.42	16.1
TRH55VE	17349	27377	723,699	670,530	3,148,637	670,530	3,148,637	5.50	
TRH65VL	22526	31486	973,074	695,840	3,594,277	695,840	3,594,277	8.66	22.54
TRH65VE	27895	42731	1,320,601	1,307,568	6,312,759	1,307,568	6,312,759	10.30	

2-2 TRH / TRS / TRC International Standard Linear Guide

TRH-F Series Specifications

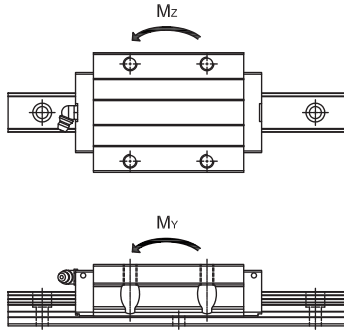


A

Linear Guide

Model No.	Assembly (mm)			Block Dimension (mm)										Rail (mm)					
	H	W2	E	W	B	J	t	L	L1	QXℓ	T1	Oil Hole	N	W1	H1	ØD	h	Ød	F
TRH15FN	24	16	3.2	47	38	30	8	56.9	39.5	M5X8	5.5	M4X0.7	7	15	13	7.5	6	4.5	60
TRH15FL								65.4	48										
TRH20FN	30	21.5	4.6	63	53	40	10	75.6	54	M6X10	6.5	M6X1	14	20	16.5	9.5	8.5	6	60
TRH20FE								99.6	78										
TRH25FN	36	23.5	5.8	70	57	45	12	81	59	M8X12	7.5	M6X1	14	23	20	11	9	7	60
TRH25FE								110	88										
TRH30FN	42	31	7	90	72	52	15	96.3	69.3	M10X15	8	M6X1	14	28	23	14	12	9	80
TRH30FE								132	105										
TRH35FN	48	33	7.5	100	82	62	15	109	79	M10X15	8	M6X1	14	34	26	14	12	9	80
TRH35FE								153	123										
TRH45FL	60	37.5	8.9	120	100	80	18	140	106	M12X18	10.5	PT1/8	12.5	45	32	20	17	14	105
TRH45FE								174	140										
TRH55FL	70	43.5	13	140	116	95	29	162	118	M14X17	11	PT1/8	12.5	53	44	23	20	16	120
TRH55FE								200.1	156.1										
TRH65FL	90	53.5	14	170	142	110	37	197	147	M16X23	19	PT1/8	12.5	63	53	26	22	18	150
TRH65FE								256.5	206.5										

※The above specifications provided are dedicated to XN, UN, please check table 2.2.17 for detail, if other accessories is required, please refer to page A87.



Model No.	Load Rating (kgf)		Static Permissible Moment					Weight	
			Mx (kgf-mm)		My (kgf-mm)		Mz (kgf-mm)		Block (kg)
	C	Co	Single Block	Single Block	Double Block	Single Block	Double Block		
TRH15FN	1206	2206	16,436	14,884	70,960	14,884	70,960	0.18	1.32
TRH15FL	1343	2574	19,175	20,429	95,224	20,429	95,224	0.22	
TRH20FN	2050	3696	37,334	33,268	157,298	33,268	157,298	0.39	2.28
TRH20FE	2553	5058	51,089	63,229	284,163	63,229	284,163	0.58	
TRH25FN	2581	4503	52,239	43,407	207,324	43,407	207,324	0.60	3.17
TRH25FE	3248	6255	72,554	85,112	391,311	85,112	391,311	0.85	
TRH30FN	3807	6483	90,722	74,970	355,321	74,970	355,321	1.01	4.54
TRH30FE	4791	9004	126,003	147,000	677,068	147,000	677,068	1.54	
TRH35FN	5090	8346	142,722	106,070	519,799	106,070	519,799	1.47	6.27
TRH35FE	6667	12274	209,885	233,977	1,070,533	233,977	1,070,533	2.29	
TRH45FL	7572	12808	292,657	220,751	1,030,183	220,751	1,030,183	2.80	10.4
TRH45FE	8852	16010	365,821	348,554	1,598,703	348,554	1,598,703	3.79	
TRH55FL	12598	14798	571,342	411,729	2,019,184	411,729	2,019,184	4.22	16.1
TRH55FE	15404	19731	723,699	670,530	3,148,637	670,530	3,148,637	5.6	
TRH65FL	20254	23098	973,074	695,840	3,594,277	695,840	3,594,277	9.31	22.54
TRH65FE	24777	30797	1,320,601	1,307,568	6,312,759	1,307,568	6,312,759	12.98	